

Joint Guam Program Office

SAME International Business Opportunity Workshop

22 February 07

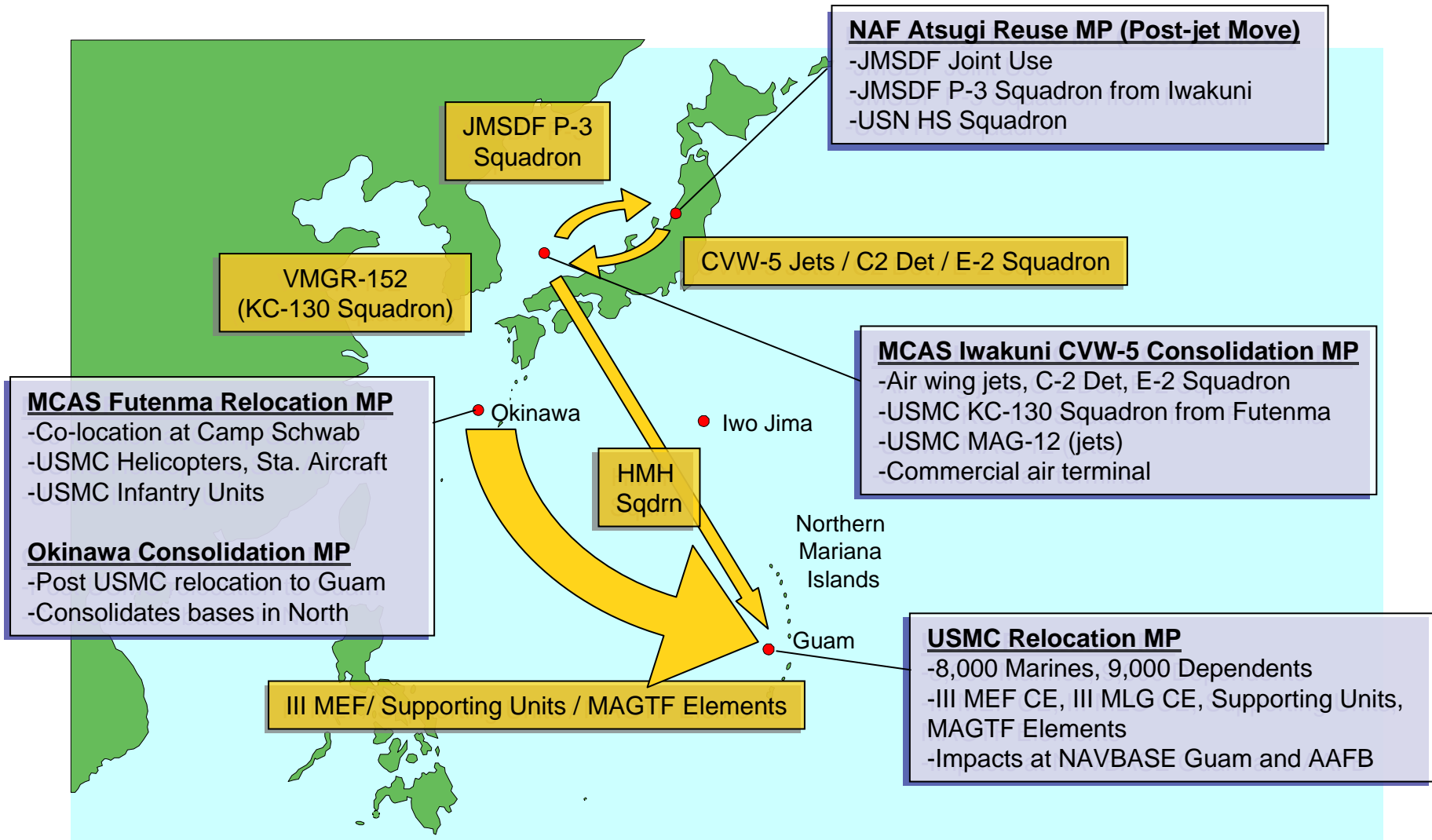
Mr. David Bice

Executive Director, Joint Guam Program Office

Agenda Items

- Background
- Service Capabilities
- Major Supporting Efforts
- Cost Sharing Agreement
- Notional Projected Guam Construction Activity
- Regulatory / Policy Issues

DPRI Overview (USN/USMC)



Current Forces

U.S. Navy

COMNAVMARIANAS

SSNs

Logistics Prepositioned Ships

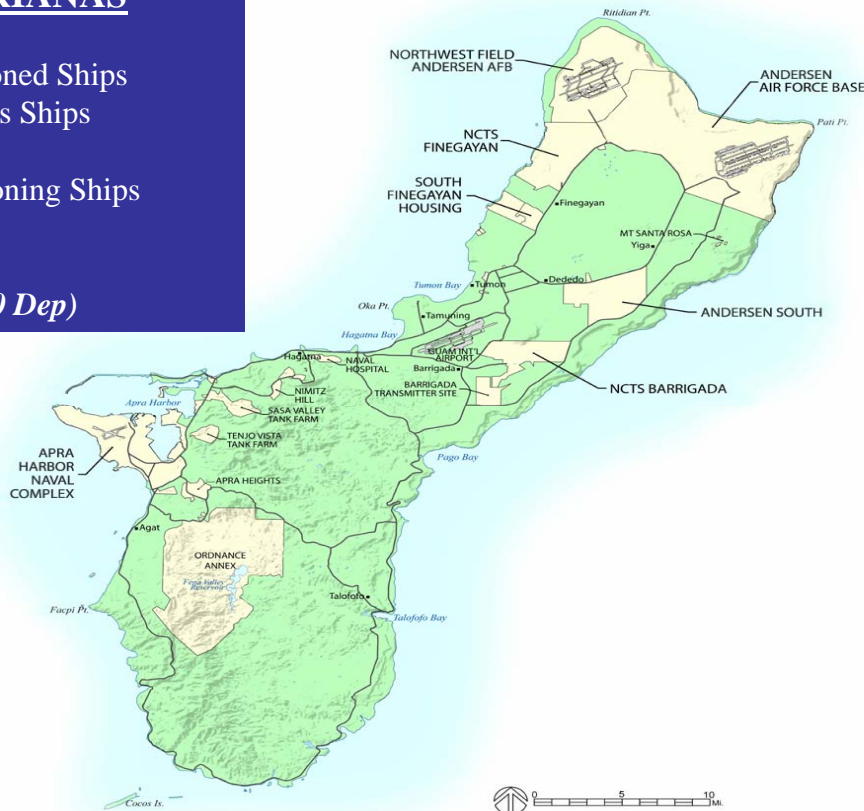
MSC Combat Stores Ships

MSC Ammo Ships

Maritime Prepositioning Ships

H60s

(4350 AD/ 5230 Dep)



USAF

36th Air Expeditionary

Wing

Periodic Bombers

Rotational/ Tankers

Periodic Fighters

(1930 AD/ 2280 Dep)

USCG

Buoy Tender

110' Patrol Boat

25' Response Boat –
Small

(140 AD/ 180 Dep)

Total 6,420 Active
Duty / 7,690
Dependents

Forecast of Future Forces

U.S. Navy

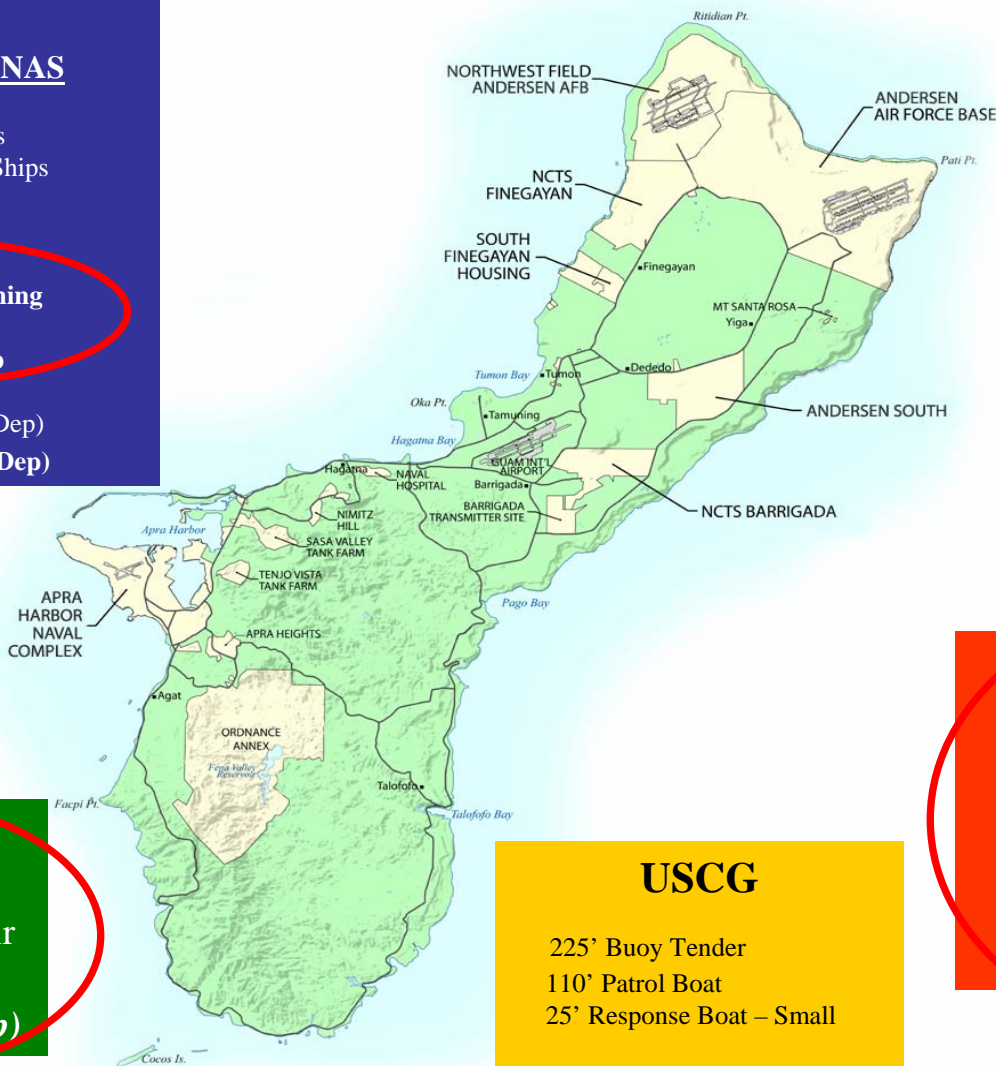
COMNAVMAIANAS

SSNs
 Logistics Prepos Ships
 MSC Combat Stores Ships
 MSC Ammo Ships
 Maritime Prepos Ships
 F160s
 Transient CVN berthing
 HSVs
 Littoral Combat ship

(Old 4350 AD/ 5230 Dep)
 (New 5600 AD/ 5280 Dep)

U.S. Army

1 x Battalion Air
 Defense
 (630 AD/ 950 Dep)



USAF

36th Air Expeditionary Wing

Periodic Bombers
 More Based Tankers
 More Periodic Fighters
 Global Hawk

(Old 1930 AD/ 2280 Dep)
 (New 4560 AD/ 3730 Dep)

USMC

III MEF Cmd Element
 Ground Combat Element
 Aviation Combat Element
 Combat Service Support
 (New 8300 AD/ 9000 Dep)

USCG

225' Buoy Tender
 110' Patrol Boat
 25' Response Boat – Small

(140 AD/ 180 Dep)

Old Total: 6,420 Active Duty / 7,690 Dependents
 New Total: 19,230 Active Duty / 19,140 Dependents

 = New

**Note: All future force levels are approximate levels.

Major Supporting Efforts

FY07 FY08 FY09 FY10 FY11 FY12 FY13 FY14 FY15 FY16

NEPA Documentation & Ongoing Land Use Studies

◆ (EIS Complete/Record of Decision)

Construction Design (P&D) Phase

Japan Funded Construction Phase

U.S. Funded Construction Phase

MEF Bed Down

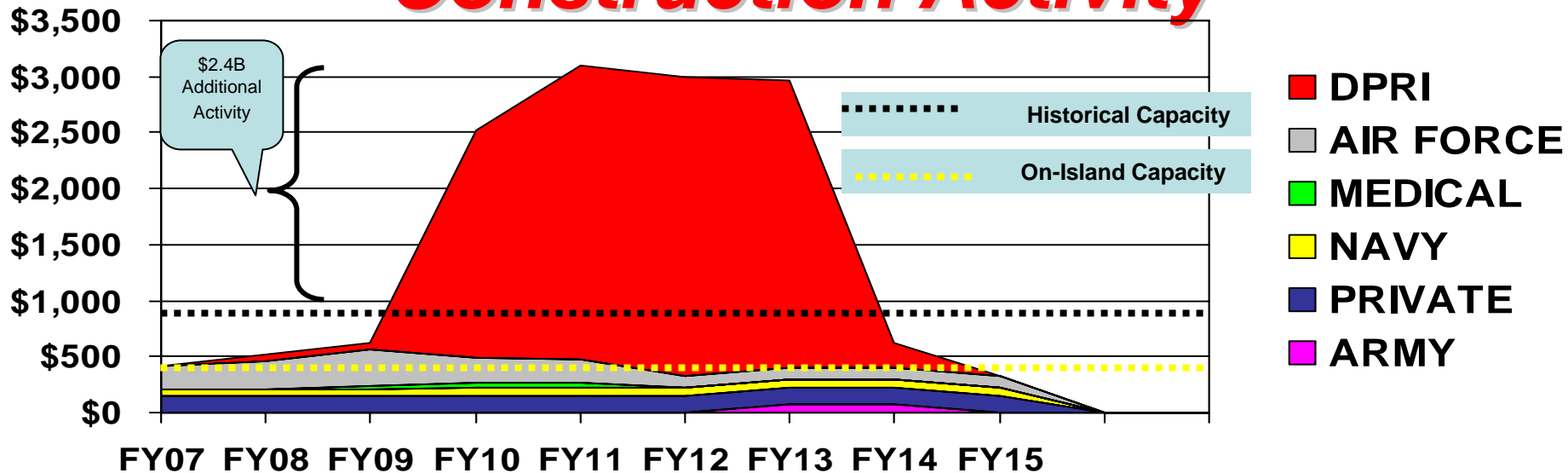
◆ Planned establishment of Joint Base Guam

FY07 FY08 FY09 FY10 FY11 FY12 FY13 FY14 FY15 FY16

Cost Sharing Agreement (\$10.27B)

	<u>U.S. Share</u>	<u>Japanese Share</u>	
		<i>Direct Funds</i>	<i>Financial Instruments</i>
Operational Facilities	\$2.57B	\$1.29B	\$0.74B
Family Housing	-----	-----	\$2.55B
Barracks / Quality of Life	\$0.36B	\$1.51B	-----
Off-Base Infrastructure/ Military Support Highway	<u>\$1.25B</u>	<u>-----</u>	<u>-----</u>
	\$4.18B	\$2.80B	\$3.29B

Notional Projected Guam Construction Activity



Construction Capacity

- Historical construction capacity approximately \$800M/yr
- FY14 completion will require excess of \$3B/year capacity
- 2007 NDAA repeals a ban against foreign laborers working on military construction projects on Guam.

Regulatory / Policy Issues

- Labor
- Immigration
- Foreign Utility Ownership
- Taxes
- Procurement/Acquisition
- Wage Rates
- Construction Policy
- Foreign Transportation
- Social (Health & Human Services)
- Procurement/Acquisition

Major Take Away

- Guam Infrastructure build-up requires:
 - Coordinated effort involving
 - GovGuam, DoD, Federal Agencies, and private businesses
 - Innovative cost-sharing , privatizing, commercial solutions