



GSA Office of Acquisition Management

# **SAME Conference**

**Presented by Tracy Marcinowski**

Assistant Commissioner for Acquisitions  
Public Buildings Service, GSA

# PBS Focus

- Diversity, Equity, Inclusion and Accessibility
- Small Business
- Sustainability
- Appropriately size the portfolio
- Electric Vehicles
- Delivery of IIJA program



# Sustainability Priorities

1. [Guiding Principles for Sustainable Federal Buildings](#)
2. Additional priorities - new construction and major modernizations



Design for  
**30%** ↑  
vs. ASHRAE 90.1-2013  
efficiency



**LOW**  
Embodied carbon  
materials



**EVSE**  
Government-Owned

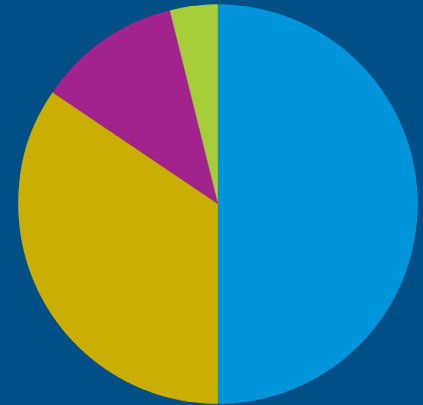
## Infrastructure Investment and Jobs Act (IIJA)\*



\* Public Law 117-58, Signed into Law by President Joe Biden on November 15, 2021

# Overall Program Highlights

- 13 small ports
- 9 medium ports
- 3 large ports
- 1 mega port
- Paving at Northern & Southern Border
- Leasing (two lease buyout actions)
- FMCSA (pending)



# Current GSA Efforts on IIJA

- Align scope and budget
- Develop site acquisition strategy
- Align internal resources
- Determine acquisition strategy and business size
- Develop climate and sustainability strategy



# Opportunities to Support Small Business



# Governmentwide IDIQ Contracts to Support EVSE Installation

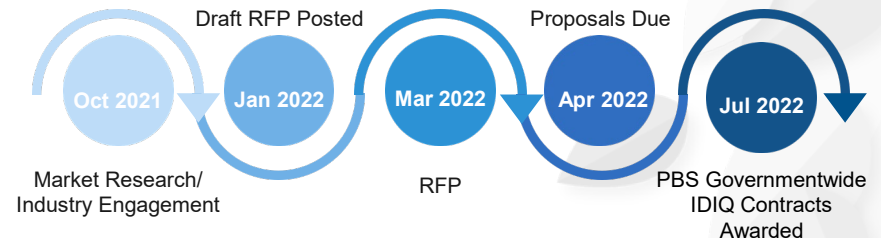
## Anticipated National & Zonal IDIQ Structure



Link to Draft RFP on SAM.gov:  
<https://sam.gov/opp/0370a47010564c34bba869cd3db7c69b/view>

- Multiple-Award Indefinite Delivery/Indefinite Quantity (IDIQ) Contract(s)
- General Construction Services with Design/Build Capabilities
- Support Electric Vehicle Supply Equipment (EVSE) Installation at Federal locations Nationwide
- Opportunities to Support Small Business

## Estimated Acquisition Timeline





# FY 2022 Capital Investment Program - Project Types (\$000s)

|   |                     |
|---|---------------------|
| <b>New Construction</b>                                 | <b>\$ 417,202</b>   |
| New Construction  | \$ 291,350          |
| Land Ports of Entry                                     | \$ 103,376          |
| Courthouses   | \$ 22,476           |
| <b>Repairs &amp; Alterations</b>                        | <b>\$ 1,436,093</b> |
| Minor Repairs and Alterations Projects                  | \$ 388,710          |
| Major Repairs and Alterations Projects                  | \$ 1,047,383        |
| <b>Special Emphasis Programs</b>                        | <b>\$ 220,000</b>   |
| Consolidation Activities Program                        | \$ 25,000           |
| Climate and Resilience                                  | \$ 100,000          |
| Fire Protection and Life Safety Program                 | \$ 50,000           |
| Child Care Facilities Security and Systems Improvements | \$ 45,000           |
| <b>GRAND TOTAL</b>                                      | <b>\$ 2,073,295</b> |

# Capital Investment Program

Funding FY2-17-FY22 (\$000s)

| CAPITAL INVESTMENT PROGRAM                |                         | FY2017               | FY2018             | FY2019             | FY2020               | FY2021               | FY2022             |
|---|-------------------------|----------------------|--------------------|--------------------|----------------------|----------------------|--------------------|
| <b>REQUEST</b>                            | New Construction        | \$1,330,522          | \$790,491          | \$1,338,387        | \$649,290            | \$762,377            | \$417,202          |
|   | Repairs and Alterations | \$529,527            | \$1,059,538        | \$536,190          | \$1,280,353          | \$990,550            | \$1,267,383        |
|   | Minor R&A               | \$312,090            | \$384,956          | \$373,556          | \$382,057            | \$372,673            | \$388,710          |
| <b>Total</b>                              |                         | <b>\$2,172,139</b>   | <b>\$2,234,985</b> | <b>\$2,248,133</b> | <b>\$2,311,700</b>   | <b>\$2,125,600</b>   | <b>\$2,073,295</b> |
| <b>APPROPRIATED/SPEND PLANS/TRANSFERS</b> | New Construction        | \$205,749            | \$692,069          | \$991,219          | \$152,400            | \$209,700            | <b>TBD</b>         |
|   | Repairs and Alterations | \$363,945            | \$354,245          | \$274,518          | \$451,695            | \$203,908            |                    |
|   | Minor R&A               | \$312,090            | \$312,090          | \$356,382          | \$382,057            | \$382,057            |                    |
| <b>Total</b>                              |                         | <b>\$881,784</b>     | <b>\$1,358,404</b> | <b>\$1,622,119</b> | <b>\$986,152</b>     | <b>\$795,665</b>     |                    |
| <b>DIFFERENCE</b>                         | New Construction        | (1,124,773)          | (98,422)           | (347,168)          | (496,890)            | (552,677)            |                    |
|   | Repairs and Alterations | (165,582)            | (705,293)          | (261,672)          | (828,658)            | (786,642)            |                    |
|   | Minor R&A               | 0                    | (72,866)           | (17,174)           | 0                    | 9,384                |                    |
| <b>Total</b>                              |                         | <b>(\$1,290,355)</b> | <b>(\$876,581)</b> | <b>(\$626,014)</b> | <b>(\$1,325,548)</b> | <b>(\$1,329,935)</b> |                    |

- **The FY 2022 request is subject to change based on Congressional action**
- *The bipartisan Infrastructure Investment and Jobs Act (FY2022) is not included - project info has not been released*

# FY 2022 Capital Investment

## *Project List*

### **Construction & Acquisition**

#### **New Construction**

Washington, DC DHS Consolidation at St. Elizabeths  
Washington, DC Southeast Federal Center Remediation  
Kansas City, MO Hardesty Federal Complex Remediation

#### **Land Ports of Entry**

Calexico West, CA U.S. Land Port of Entry Phase IIB

#### **Courthouses**

San Juan, PR New U.S. Courthouse

#### **Major Repairs and Alterations Projects**

Washington, DC Regional Office Building Phase 2  
Suitland, MD Suitland Federal Complex  
Tacoma, WA Tacoma Union Station  
Detroit, MI Patrick V. McNamara Federal Building Garage  
Washington, DC Ronald Reagan Building Complex

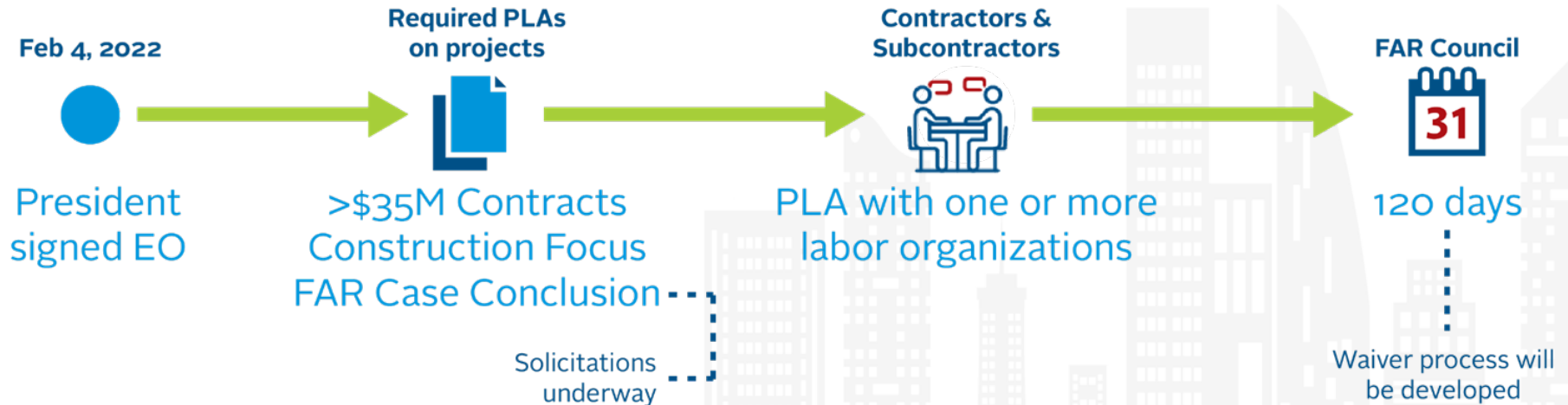
### **Major Repairs and Alterations Projects (cont'd)**

Indianapolis, IN Major General Emmett J. Bean Fed Center  
Indianapolis, IN Minton-Capehart Federal Building  
Boston, MA Thomas P. O'Neill Jr. Federal Building  
Honolulu, HI Prince J. Kuhio Kalaniana'ole FB & CH  
Oklahoma City, OK William J. Holloway Jr. PO & CH  
Cleveland, OH Metzenbaum CH  
Ogden, UT James V. Hansen FB  
Pittsburgh, PA Joseph F. Weis, Jr. CH  
Vicksburg, MS Mississippi River Commission  
Los Angeles, CA 11000 Wilshire FB  
Sacramento, CA 801 I Street FB  
Beaumont, TX Jack Brooks Federal Building PO & CH  
Kansas City, MO 8930 Ward Parkway  
Akron, OH Seiberling FB & CH  
Cincinnati, OH Potter Stewart CH  
Washington, DC Robert F. Kennedy Bldg Elevators  
Washington, DC William Jefferson Clinton North/South FBs  
Boston, MA John F. Kennedy FB  
Clarksburg, WV Clarksburg PO & CH

# Where we're going



# Labor Agreements



# Approaching the Future of Work

Now



## Reentry

Safety and risk management, employee communications, and return to facilities

2022-2023



## Post-Reentry

Low-cost\No Cost moves, occupancy evaluation, and workplace design, planning, and budgeting

2024+



## Future of Work

Stabilized occupancy, funding availability, and space improvement / consolidation

# Reentry - GSA's approach & services

## Our Approach

- Flexibility and responsiveness to new external developments
- Incorporating feedback and real-time lessons learned
- Robust, transparent internal communication and dialogue between supervisors and employees

## Our Services

### GSA Center for Workplace Strategy

Helpful tools:

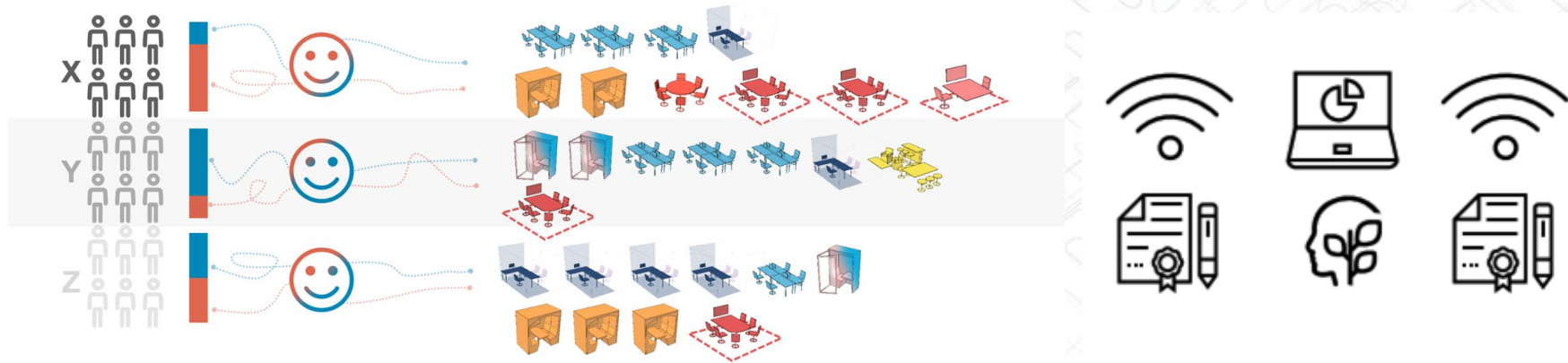
- [Safer Workplace Strategy Book](#)

Consulting expertise:

- Researching telework strategies
- Co-creating workplace strategies
- Change management services

# Reimagining our workplace

*Leveraging research and data-informed design*



**Less space overall, and reimagining the space we retain.**

**The right mix of spaces for people who come to the office and the flexibility to support future change.**

**Identify and deploy new support services to optimize the workspaces.**



# Where to Find GSA Opportunities

The best resources to locate GSA opportunities are the [SAM.gov Contract Opportunities Search](#) and the [Forecast of Contracting Opportunities Tool](#).

The [Forecast of Contracting Opportunities Tool](#) provides information on expected federal contracting opportunities. The tool assists with acquisition planning by helping vendors learn about potential prime contracting opportunities early in the process. Users can easily filter the data by agency, location (place of performance), NAICS Code, contract type, and more.

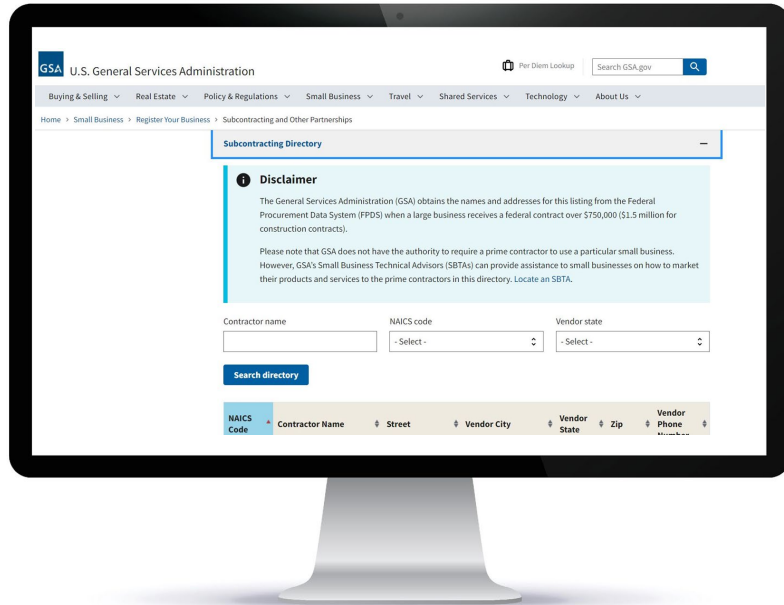


## Where to Find Help

GSA has several useful resources for vendors seeking to do business with GSA.

- [FAS GSA Schedules](#)
- [Office of Small and Disadvantaged Business Utilization](#)
- [Office of Citizen Services and Innovative Technologies](#)

# GSA's Subcontracting Directory

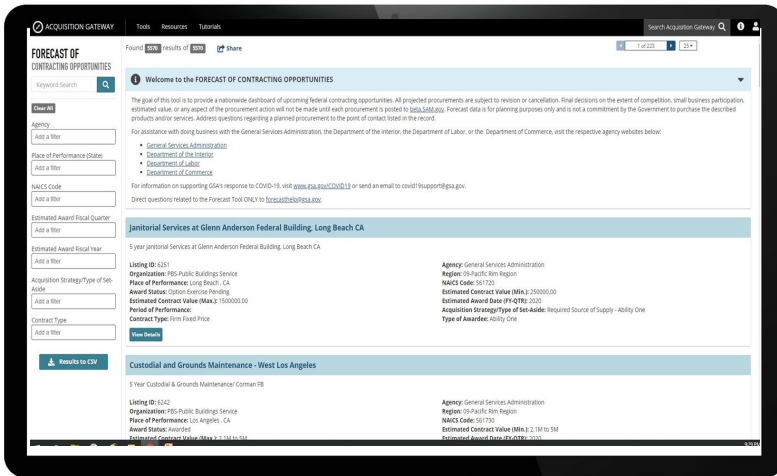


## What is the Subcontracting Directory?

- Provides information for large GSA prime contractors that have been required to submit a subcontracting plan.
- Helps you to initiate discussions around subcontracting opportunities.
- **Access website through:**  
[www.gsa.gov/subcontracting](http://www.gsa.gov/subcontracting)

# Looking Toward the Future: GSA's Forecast of Contracting Opportunities Tool

## What is the Forecast Tool?



- Provides forward looking data about future requirements.
- Helps you learn about potential prime contracting opportunities.
- Access website through: [FBF.GOV](https://www.fbf.gov)

