

# NAVFAC Washington Program Update

CAPT Atim Senthill  
Operations Officer  
December 13, 2023

# Agenda



- **Area of Responsibility**
- **Major Efforts**
- **Projected Workload**
- **MILCON Awards**
- **Regional Contract Status**
- **Considerations for FY24+**

# NAVFAC WASHINGTON

## Area Of Responsibility



- **Naval District Washington**
  - NSA Annapolis
  - NSA Bethesda
  - NSA Washington (7 distinct sites)
    - Indian Head & Dahlgren
  - NAS Patuxent River
- **Joint Base Andrews (ROICC)**
- **MCB Quantico (FEAD)**
- **Marine Barracks Washington**
- **Naval Support Facility Thurmont**
- **Other DoD and Non-DoD Clients**
- **Fast Facts**
  - 4,328 buildings
  - \$1.6B volume of business
  - \$19.3B PRV
  - 242 in-leases/outgrants
  - \$8.3M annual in-lease value

# NAVFAC Washington Supported Commands



## Customer Base

- CNIC – 39%
- Other – 61%



Walter Reed  
National Military  
Medical Center



UNIFORMED SERVICES UNIVERSITY  
*of the Health Sciences*



# Volume of Business

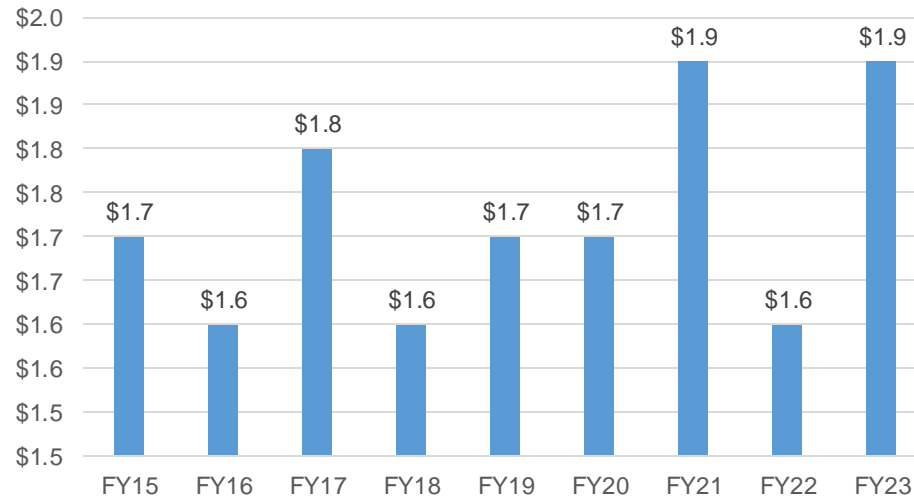
## MISSION

NAVFAC is the Naval Shore and Expeditionary Systems Command that delivers lifecycle technical and acquisition solutions aligned to Fleet and Marine Priorities

## WHAT WE DO

Washington's naval shore construction and acquisition agent delivering nearly \$2 billion of annual business and facilities lifecycle sustainment. Integrated team of multi-disciplinary highly committed professionals with expertise in planning, real estate, design, construction, environmental compliance and restoration, energy solutions, utility operations, facility services, and transportation. Unique, high-visibility customer base in the National Capitol Region

FEC Washington VOB in Billions



# *Planning, Design and Construction*

- **FY24 & 25. Projected workload is increasing across the Greater National Capitol Region. Construction and Design projections:**
  - FY23 Total Program: \$738M (actual)
  - FY24 Total Program: \$847M (planned)
  - FY25 Total Program: \$544M (planned)
- **FY26 through FY29 currently projecting to increase significantly in size due to several large planned capital projects greater than \$100 million**
- **New acquisition tools envisioned, including a mega multi-discipline design contract and a mega multiple-award construction contract**

# Regional Contract Status

## A-E Services



AE IDIQ	CAPACITY	EXPIRATION	RE-PROCURE
General Admin	\$75M	July 2025	Est. FY24Q1 – Solicit Will be called “Gen Admin MD/LG”
Industrial Facilities	\$75M	May 2027	Est. FY26Q2 – Solicit
MEP (SB)	\$30M	June 2025	Est. FY24Q1 – Solicit Will be called “MEP-FP”
General Purpose (SB)	\$30M	June 2023	Est. FY24Q1 – Solicit Will be called “Gen Admin SM/MD”
Civil/Structural (SB)	\$30M	Mar 2026	Est. FY25Q1 – Solicit

### NOTES:

- **AE contracts are in a healthy position at this time in respect to both capacity and time to execute. As a result, focus is on the Construction Procurements.**
- **General Purpose (SB), MEP (SB) and General Admin are next planned for re-procurement, pending Acquisition Planning/Market Research.**
- **Mega Multi-Discipline A-E contract with capacity of \$249M in development, expect solicitation in FY24 Q2 or Q3.**

# Regional Contract Status Construction



CONST. VEHICLE	CAPACITY	EXPIRATION	RE-PROCURE
LMACC	\$950M	Sep 2028	Est. FY27Q2 – Solicit
8A GenCon MACC	\$750M	Sep 2030	Est. FY28Q2 – Solicit
8A Mechanical MACC	\$99M	Dec 2023	Est. FY24Q2 – Solicit
SB “Gold” MACC	\$336M	May 2024	See Notes
Roofing MACC	\$99M	April 2023	Est. FY24Q2 – Solicit
Paving IDIQ	\$63M	Nov 2026	Est. FY25Q2 – Solicit
HUBZone MACC	\$99M	May 2023 (Ext. 12 months)	NA
SB “Blue” MACC	\$316M	July 2026	See Notes
Gen JOC	\$99M	Sept 2024	Est. FY24Q1 – Solicit

## NOTES:

- **New Small Business MACC (\$750M) to replace both Gold/Blue MACCs. Est. FY24Q1 – Solicit**
- **General JOC new procurement will result in (2) selections, \$99M each**
- **Mega MACC with \$8B capacity planned to solicit FY24 Q3 or Q4**

# MILCON – Planned FY24 & 25 Awards



P No.	Project Title	Location	PA \$M	ACQ Strategy	RFP Plan	AWD Goal
009U	Mainside Parking	MCB Quantico	5	MACC	FEB 2024	JUN 2024
207	RWAI Mission Support Facility	JB Andrews	45	MACC	FEB 2024	JUN 2024
2104	Expand Hydrant System	JB Andrews	38	MACC	FEB 2024	JUL 2024
953U	Consolidate NREA Admin Facility	MCB Quantico	6	MACC	FEB 2024	AUG 2024
158	BEQ and Support Facilities	MBW Wash	132	SACC	JUN 2024	FEB 2025
191	Water Treatment Plant	MCB Quantico	127	SACC	SEP 2024	MAR 2025
1911	Stormwater Management Facilities	NSA Annapolis	86	MACC	OCT 2024	MAY 2025
213U	Addition West Fitness Center	JB Andrews	8	MACC	OCT 2024	JAN 2025
691	Aircraft Development and Maintenance Facility	NAS Pax River	142	SACC	DEC 2024	JUL 2025
174	MH-139 Squadron Alert Facility	JB Andrews	15	MACC	DEC 2024	APR 2025
867	EV Charging Infrastructure	JB Andrews	13	MACC	JUN 2025	SEP 2025

Legend: MACC = Multiple Award Construction Contract SACC = Stand Alone Construction Contract

# Potential FY26 and 27 MILCON Projects >\$50M



P No.	Project Title	Location
250	Biomolecular Science and Synthetic Biology	NSA Washington
2330	Firth Stirling Large Vehicle Inspection Station	JB Anacostia-Bolling
391	Child Development Center	NSA Washington
402	Secure Electromagnetic Research Facility	NSF Dahlgren
244	Contained Burn Facility	NSF Indian Head
353	Battery Test Facility	NSA Washington
664	FME Lab	NSA Washington

# *Facilities Support Contracts*

- **Current annual total contracted effort is \$225-235M**
- **Forecast remains stable moving forward with slight increases**
- **Contracts range from very large, multi-functional installation support contracts to smaller single, targeted contracts**
- **NAVFAC has shifted away from Lowest Price Technically Acceptable to Best Value (Technical over Price) solicitation**
- **Emphasis remains on performance-based contracting and relies heavily on contractor best business practices and partnering**

# Regional Contract Status

## Facilities Support Contracts



FSC REGIONAL CONTRACT	TOTAL CONTRACT VALUE	EXPIRATION	RE-PROCURE
Regional 8a Janitorial	\$59M	March 2025	Follow-on project started April 2023 with contract Start April 2025
Regional Guards	\$33M	January 2025	Follow-on project started Feb 2023 with contract start Feb 2025
Regional Haz Waste	\$10M	January 2025	Follow-on project started Feb 2023 with contract start Feb 2025
Regional Grounds Maintenance	\$50M	September 2025	Follow-on project started Oct 2023 with contract start Oct 2025
Regional 8a Refuse	\$20M	November 2026	Follow-on project started Dec 2023 with contract start Dec 2025
New RBOS Consolidation	\$360M	New Solicitation	Est. Contract Award Nov 2024

### NOTES:

- NCR FSS, expiring in 2024, will not be renewed due to consolidating into the new Regional BOS contract.

# *Environmental*

- **\$70M worth of environmental contract actions awarded in FY23**
  - Environmental Compliance
  - Environmental Planning
  - Natural and Cultural Resources
  - Environmental Remediation
  - Testing
  
- **FY24 workload forecasts are similar in magnitude, including**
  - Stream and Shoreline Restoration
  - Storage Tank Testing and Repair
  - Drinking Water Testing for Lead in Priority Areas
  - Stormwater Best Management Practice (BMP) Evaluation
  - Invasive Species Removal and Pollinator Planting
  - PFAS Remedial Investigation

# Regional Contract Status Environmental



CONTRACT TYPE	CAPACITY	EXPIRATION	RE-PROCURE
Remediation 8a IDIQ	\$4M	Sep 2024	Est. FY24Q2 – 8(a) Sole Source
Non-Water SB IDIQ	\$25M (+\$5M Option)	Jan 2026 (+6 mo Option)	Est. FY24Q3 - Solicit
Water SB IDIQ	\$25M (+\$5M Option)	Feb 2026 (+ 6 mo Option)	Est. FY24Q3 - Solicit
Laboratory 8a IDIQ	\$3.5M (+\$.5M Option)	Jan 2026 (+ 6 mo Option)	Est. FY25Q2 - 8(a) Sole Source
Remediation 8a IDIQ	\$4M	Sep 2027	NA
EV Planning SB IDIQ	\$25M (+\$5M Option)	Apr 2027 (+ 6 mo Option)	Est. FY26Q1 - Solicit

# NAVFAC Washington Small Business Goals



## Small Business Achievements FEC Washington – FY 2023

Program	Target %	Actual %	Actual \$
Small Business	50.50%	62.54%	\$574.5M
HUBZone	5.72%	7.49%	\$68.8M
SDVOSB	2.85%	5.47%	\$50.2M
Small Disadvantaged Business	32.33%	38.57%	\$354.3M
Women Owned	4.89%	4.89%	\$44.9M

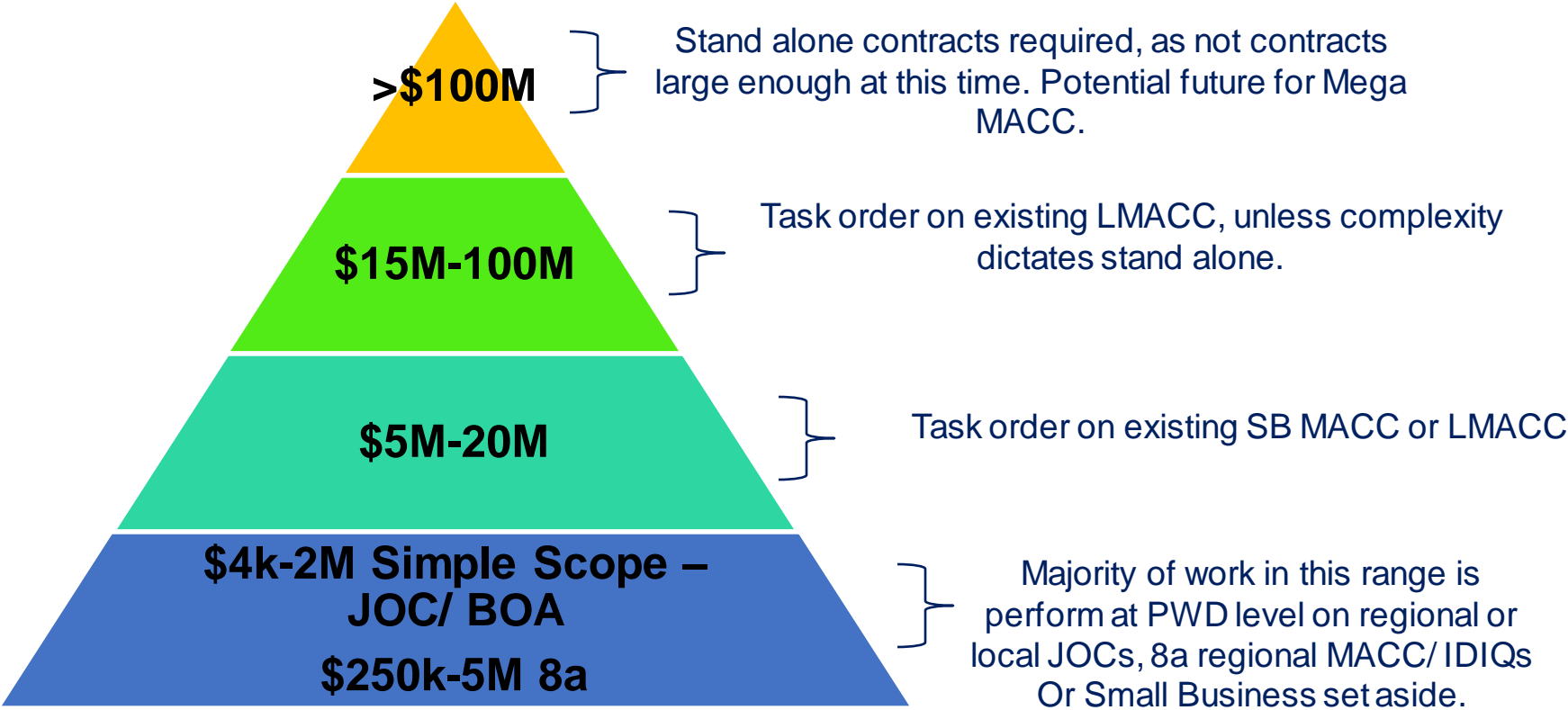
## FY24 Goal for Prime Contractors and Subcontractors.

Program	Prime Contracting	Subcontracting*
Small Business	58.00%	40%
HUBZone	9.00%	3%
SDVOSB	3.50%	3%
Small Disadvantaged Business	38.00%	5%
Woman-Owned	4.50%	9%

# WASH Acquisition Strategy Construction



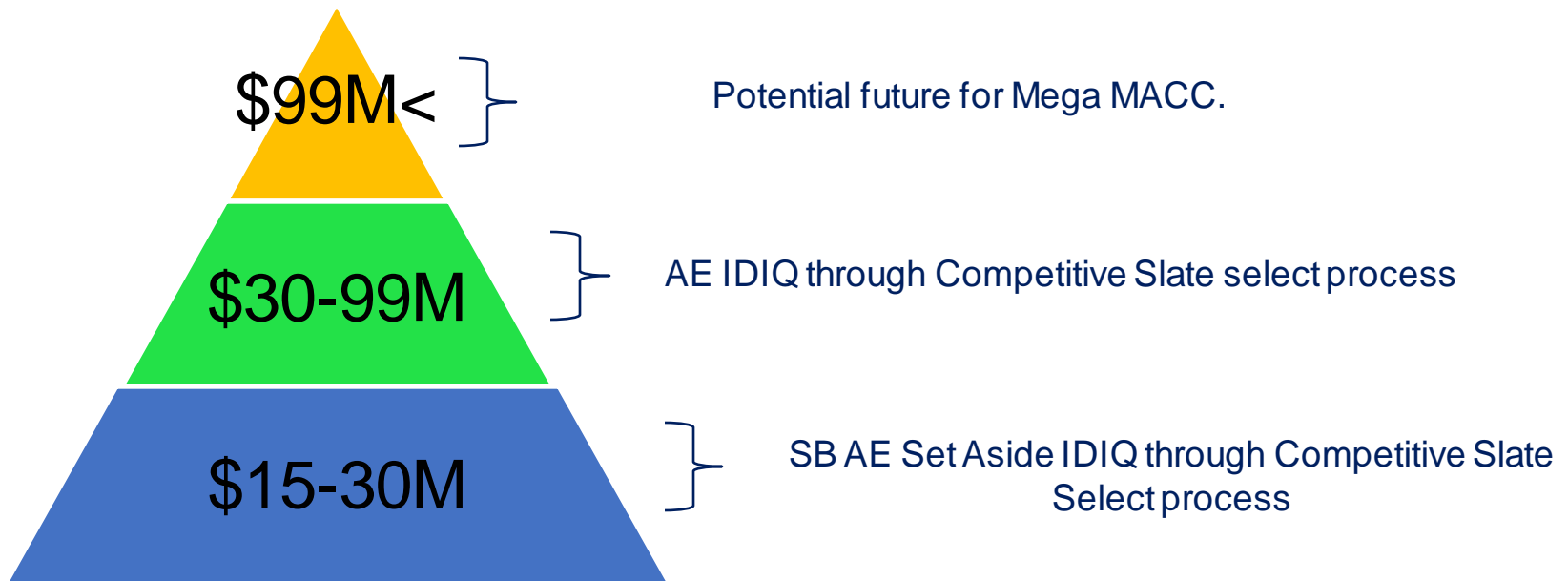
Multiple Award Construction Contract (MACC) Task Orders are generally the preferred method of acquisition. Awarded contractors have already been vetted for qualification do the work (thus reducing source selection time and repetitive proposal development), and the government can ensure competition in price.



# WASH Acquisition Strategy A-E



AE Indefinite Delivery Indefinite Quantity (IDIQ) Task Orders are generally the preferred method of acquisition. Expedites the procurement process by ensuring AE partners have teams in place and pre-negotiated labor rates. Ensures continuity of project support.





# Our Contacts

## Tom Cox

Planning, Design & Construction Directorate Leader

Phone: 202-369-3589

Email Address: [thomas.h.cox10.civ@us.navy.mil](mailto:thomas.h.cox10.civ@us.navy.mil)

## Anna Jiles-Bedenbaugh

Assistant Deputy Director for Small Business

Phone: 202-685-0400

Email Address: [anna.jiles-bedenbaugh.civ@us.navy.mil](mailto:anna.jiles-bedenbaugh.civ@us.navy.mil)

## Kathryn Balonek

Chief of Contracting Office

Phone: 202-520-0338

Email Address: [kathryn.a.balonek.civ@us.navy.mil](mailto:kathryn.a.balonek.civ@us.navy.mil)

## John Nesius

Deputy Operations Officer

Phone: 202-685-3301

Email Address: [john.nesius@navy.mil](mailto:john.nesius@navy.mil)

## Captain Atiim Senthill

Operations Officer

Phone: 202-486-4419

Email Address: [atiim.d.senthill.mil@us.navy.mil](mailto:atiim.d.senthill.mil@us.navy.mil)

**Questions?**