



Society of American Military Engineers

(SAME) February Luncheon

Thursday, February 15, 2024

City of San Antonio Capital Programs Update

Razi Hosseini, P.E., R.P.L.S., City Engineer/Director

City of San Antonio | Public Works Department



AGENDA

Overview

FY 2024
Public Works Budget
Grant Funding

Program Status

Bond Programs & Capital
Project Delivery

What's New

Traffic Safety
Improvements



PUBLIC WORKS

" Through **innovation** and **dedication**, we **build** and **maintain** San Antonio's *Infrastructure.*"

FY 2024 Budget

\$603

Million

887 Employees

Major Programs



GO Bond & Capital Improvement Programs

(Streets, Drainage, Parks, Facilities)



Streets & Sidewalks

(Street Maintenance, Sidewalk Gaps & Reconstruction)



Storm Water Operations

(Flood Management, Debris Removal, Mowing, Street Sweeping)



Traffic Management

(Signals, Pavement Markings, School Pedestrian Safety)






Infrastructure Maintenance \$159.2 Million

	Amount (\$ in Millions)
Street Maintenance	\$116.0
Sidewalks	22.0
Pavement Markings	11.3
Warranted Traffic Signals	2.7
Alley Maintenance	2.6
Intelligent Transportation System	2.6
Bike Facilities	1.0
Radar Feedback Signs	0.7
Accessible Pedestrian Improvements	0.3
Total	\$159.2



Street Network Condition

4,242 Centerline Miles

Excellent (Crack Seal/Fog Seal)	Good (Micro-Surfacing Slurry Seal)	Fair (Mill & Overlay)	Poor (Mill & Overlay with Base Repair)	Failed (Reconstruction & Reclamation)
43% Grade = A	24% Grade = B	11% Grade = C	11% Grade = D	11% Grade = F
				


Preservation

Rehabilitation

FY 2024 Capital Budget by Program

**\$798
Million**
439 Projects

- Public Works to manage 306 projects (48%)



Streets
\$246 Million



Air Transportation
\$253 Million



Facilities
\$80 Million



Neighborhoods
\$36 Million



Fire Protection
\$4 Million



Drainage
\$39 Million



Libraries
\$8 Million



IT
\$27 Million



Parks
\$87 Million



Law Enforcement
\$18 Million

Grant Program Funding

City of San Antonio

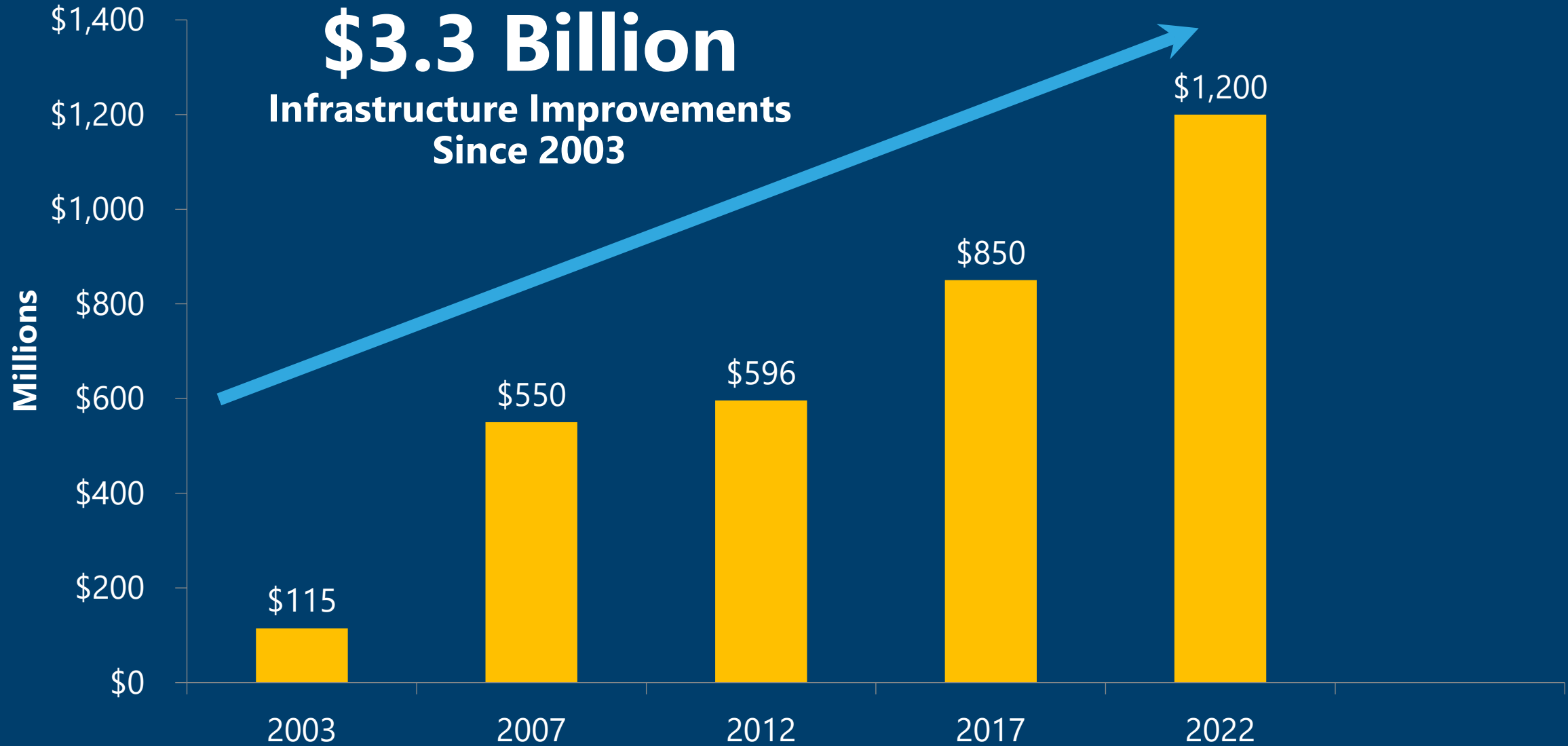
\$28.5 MILLION

TOTAL FUNDING



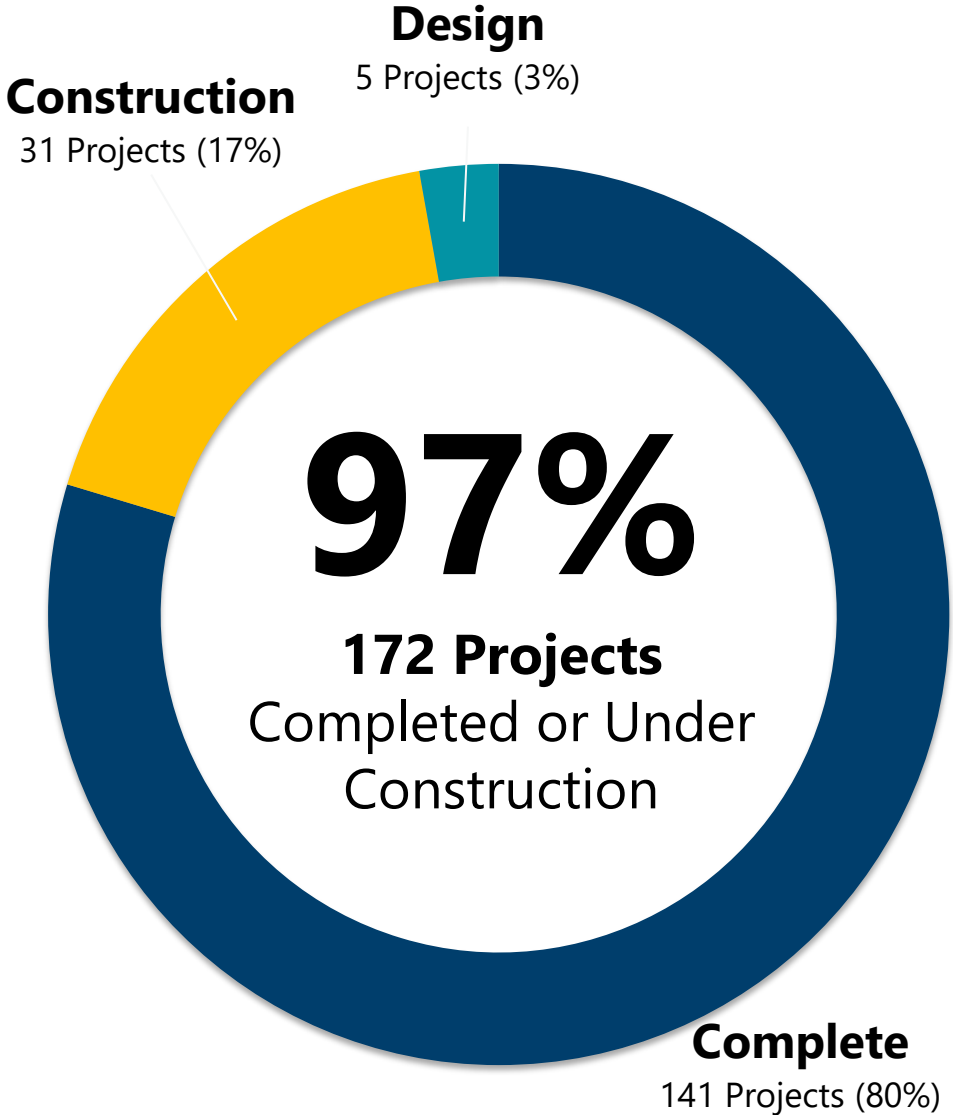
GRANT	PROJECT(S)	AMOUNT	STATUS
Railroad Crossing Elimination Grant	Rittman Road & Gibbs Sprawl Road Overpass	\$4.8 Million	Awarded Summer 2023
Defense Community Infrastructure Pilot (DCIP) Program	Ackerman Road Reconstruction (IH-10 Access Rd to Texas National Guard Installation)	\$643,300	Awarded Fall 2023
Transportation Alternatives (TA)	Market Street/Dolorosa Cycle Track	\$16 Million	Awarded Fall 2023
2025-2028 Metropolitan Planning Agency (MPO) Transportation Improvement Program (TIP)	Citywide Traffic Signal Optimization	\$4 Million	Awarded Winter 2024
	Citywide Pedestrian Accessibility Improvements	\$3.1 Million	Awarded Winter 2024

City of San Antonio Bond Program History



Program Status by Phase

177 Active Projects



2017 Bond Program \$850 Million

(5) Projects Included in 2022 Bond Program

- Probandt Street (S. Alamo to US Hwy 90)
- Brackenridge Park
- Aquatic Center at Palo Alto
- South Zarzamora Street Overpass
- Wurzbach/Vance Jackson Intersection

(12) Projects Remaining or In Construction Through 2024

- Prue Road (Babcock Rd to Laureate Dr)
- Broadway Lower Corridor (E Houston to I35)
- S. Presa (SE Military to Southcross Blvd)
- Roosevelt Ave (US Hwy 90 to SE Loop 410)
- District 4 Heritage Community Center
- ZerNona Black Multigenerational Center
- Tezel Road City Facility
- Las Palmas Branch Library
- Texana Resource Center
- World Heritage Center
- District 5 Pedestrian Mobility
- Downtown Projects

2022 Bond Program \$1.2 Billion



**STREETS, BRIDGES
& SIDEWALKS**

\$472M

62 Projects



**PARKS &
RECREATION**

\$272M

82 Projects



**DRAINAGE &
FLOOD CONTROL**

\$170M

23 Projects



**AFFORDABLE
HOUSING**

\$150M

1 Project

*(5 Priority Funding
Categories)*



**PUBLIC SAFETY
FACILITIES**

\$78M

6 Projects



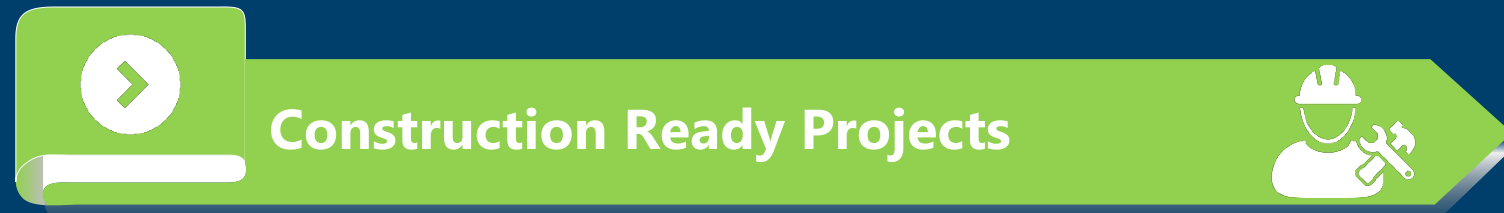
**LIBRARY & CULTURAL
FACILITIES**

\$58M

9 Projects

Total of 183 Projects

Capital Project Delivery



Mass Selection of Design Consultants

- ❖ Traditional design-bid-build method projects.
- ❖ Allows for selection of a consultant (engineer, architect or landscape architect) to design each project.
- ❖ Once design is complete, each project will be solicited for construction.
- ❖ Allows for a quick start, saves time, creates opportunities for local design firms.

Mass Selection of Design Consultants

127 Projects Advertised



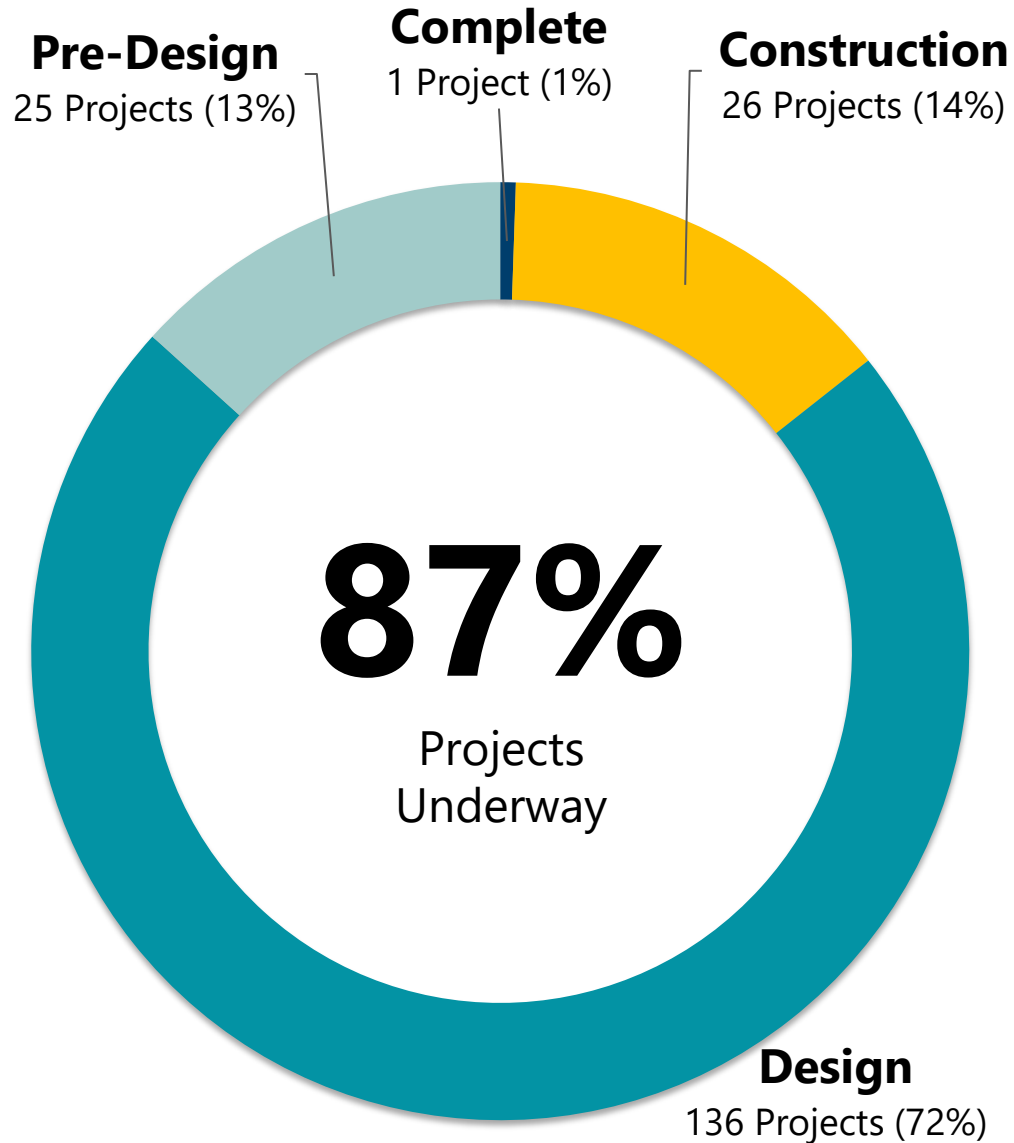
140 Design Contracts Totaling \$86 Million

2022 Bond Program

\$1.2 Billion

Overall Program Status by Phase

188 Active Projects



(1) Project Completed

- Greater Love Multigenerational Center

(26) Projects Under Construction

- Bynum Avenue Phase 2
- Citywide Bridge Improvements
- District 1 F-Streets Reconstruction
- District 2 F-Streets Reconstruction
- District 3 F-Streets Reconstruction
- District 4 F-Streets Reconstruction
- District 5 F-Streets Reconstruction
- District 6 F-Streets Reconstruction
- District 7 F-Streets Reconstruction
- District 8 F-Streets Reconstruction
- District 9 F-Streets Reconstruction
- District 10 F-Streets Reconstruction
- District 8 Pedestrian Mobility
- Belmeade Park
- District 7 Parks Shade Enhancements
- Eastside Clubhouse (Boys & Girls Club SA)
- Feather Ridge Park
- Hemisfair Civic Park
- San Antonio Zoo
- Wheatley Heights Sports Complex
- Citywide Public Health & Safety Facilities
- Home Ownership Rehabilitation & Preservation
- Housing w/Permanent Onsite Support Services for Homelessness
- Rental Housing Acquisition, Rehabilitation & Preservation
- Rental Housing Production & Acquisition
- Single Family New Construction

What's On-Going & Coming

- **Launched Capital Projects Dashboard**
- **Improve project information updates on SASpeakUp**
 - New standardized project pages
 - Frequent and detailed construction updates (including timeline changes)
- **Increase coordination with Economic Development Department for construction mitigation, marketing, and outreach**
- **Improve Social Media Presence**



Areas of Focus

- ✓ **Transparency**
- ✓ **Accessibility**
- ✓ **Support**
- ✓ **Accountability**

City of San Antonio Project Dashboards

Website: [SA.gov/RoadToProgress](https://sa.gov/RoadToProgress)

CITY OF SAN ANTONIO
Community Business Government Directory

Find almost anything on our website Search

Home / Directory / Initiatives / Road to Progress / Project Dashboards

Road to Progress

Project Dashboards

The following dashboards provide a searchable database for infrastructure projects. The Bond Projects Dashboard includes information for all 2017 and 2022 bond projects. The other dashboards include information about projects in the current 5-year maintenance program and other capital projects.

By the Numbers

The City has allocated \$2.6 billion in infrastructure improvements in the last three bond cycles alone. The 2022 Bond Program is the largest in the City's history.

- \$1.2 billion
- 182 infrastructure projects
- 41% larger than the 2017-2022 bond

Learn more about the [2022 Bond Program](#).

Bond Projects

Bond projects invest in infrastructure improvements to:

- Streets, bridges and sidewalks
- Parks, recreation and open spaces
- Drainage and flood control
- Library and cultural facilities
- Public safety facilities such as fire and police stations

Updated construction timelines are provided for each project. It also includes budget and contact information and other data.

[Bond Projects Dashboard](#)

Stormwater Drainage

Stormwater Drainage projects alleviate street and property flooding.

Stormwater Drainage Improvement projects are a part of the City's capital budget. They are primarily funded from the Storm Water Regional Facilities Fund and Storm Water Operating Fund.

[Stormwater Drainage Dashboard](#)

Contact

Email
[Contact Form](#)

Phone
[210-207-4385](tel:210-207-4385)

Address
City Tower
100 W. Houston St. 15th Floor
San Antonio, TX 78205
[Directions](#)

Mailing Address
P.O. Box 839966
San Antonio, TX 78283

Related Links

[Project Dashboards Help Guide](#)
(PDF, 2/18)

Bond Program Overview
Public Works Department (Last updated 1/1/2024)

Landing Page Map Help

Total Projects: 182

Bond Budget: \$844,700,000

Total Budget: \$1,153,843,560

% of Projects Completed

78%

By Phase

Phase	Percentage
Complete	55.64%
Design	5%
Construction	39.36%
Cancelled	0%

By Type

Type	Amount
Streets	\$684.7Million
Safety	\$411Million
Parks	\$211.6Million
Drainage	\$162.4Million
Library	\$34.1Million
Neighborhood	\$20.1Million

Status

Status	Percentage
On Schedule	98.77%
Off Schedule	1.22%
Cancelled	0%

Bond Project List

- Barbara Drive Drainage Phase 2**
Phase: Complete, District: 1
[Click for more info.](#)
- Battered Women & Children's Shelter**
Phase: Complete, District: 1
[Click for more info.](#)
- Beacon Hill Linear Park**
Phase: Complete, District: 1
[Click for more info.](#)
- Belfast Drive & Janda Susan Road Area Phase 2**
Phase: Complete, District: 1
[Click for more info.](#)
- Cameron Street (West Houston Street to Fox Tech High School)**
Phase: Complete, District: 1
[Click for more info.](#)
- Central Library**
Phase: Complete, District: 1
[Click for more info.](#)
- Commerce Street (Rio Street to Santa Rosa Street)**
Phase: Construction, District: 1
[Click for more info.](#)
- Commerce Street (St. Mary's Street to Santa Rosa Street)**
Phase: Complete, District: 1
[Click for more info.](#)
- District 1 Pedestrian Mobility & Streets**
Phase: Construction, District: 1
[Click for more info.](#)
- Downtown Parks**
Phase: Complete, District: 1
[Click for more info.](#)
- Fredericksburg Road (North Flores Street to West Woodlawn Avenue)**
Phase: Complete, District: 1
[Click for more info.](#)
- Hemisfair Civic Park**

Project Delivery Improvements



**Responsible
Bidder's Ordinance**



**Memorandum of
Understanding with
Utilities
(SAWS & CPS Energy)**



**Continue Contracting
Best Practices**

Design-Bid-Build
CSP / CMR
Design-Build

Contract Refinements

- ▶ **Increase Liquidated Damages**
- ▶ **Incentive Pay For Early Completion**

Traffic Safety Improvements

Overview of Refinements



- Staff reviewed and updated evaluation criteria for traffic safety improvements, regarding:
 - Project Selection
 - Location
- Criteria updated to be flexible



Traffic Safety Improvements



FY 2024 Adopted Budget

\$1 Million	Traffic Calming Program
\$700,000	Up to 100 Radar Feedback Signs
\$300,000	Up to 100 Flashing Stop Signs
\$550,000 For Each Council District	Neighborhood Accessibility and Mobility Program (NAMP)

FY 2024 Budget & Capital Project Delivery Status

SAME
February Luncheon

Questions?